







STUDY GUIDE

DIRECTIONS: Identify the command that each icon represents. Then, explain what each command does or what it can or for what it can be used.

COMMAND	WHAT IT DOES
1. 	_____
2. 	_____
3. 	_____
4. 	_____
5. 	_____
6. 	_____
7. 	_____
8. 	_____
9. 	_____
10. 	_____
11. 	_____
12. 	_____
13. 	_____
14. 	_____

DIRECTIONS: Explain how to complete each of the following tasks in AutoCAD.

1. Change the size of your dimensions:

2. Calculate square footage:

3. Scale an object:

4. Change and save your print settings to **WINDOW**:

5. Project a **FRONT ELEVATION** of a floor plan: